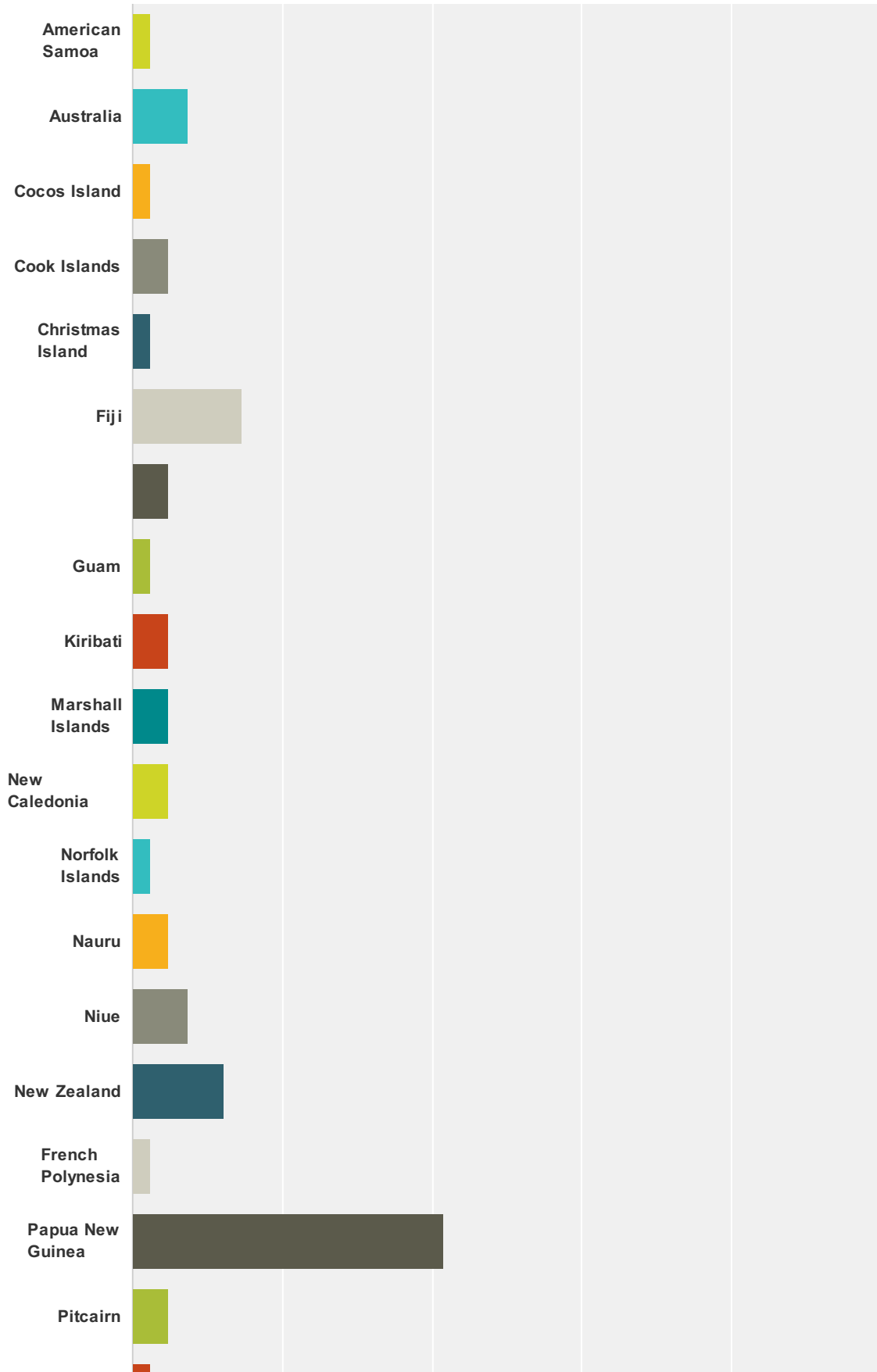
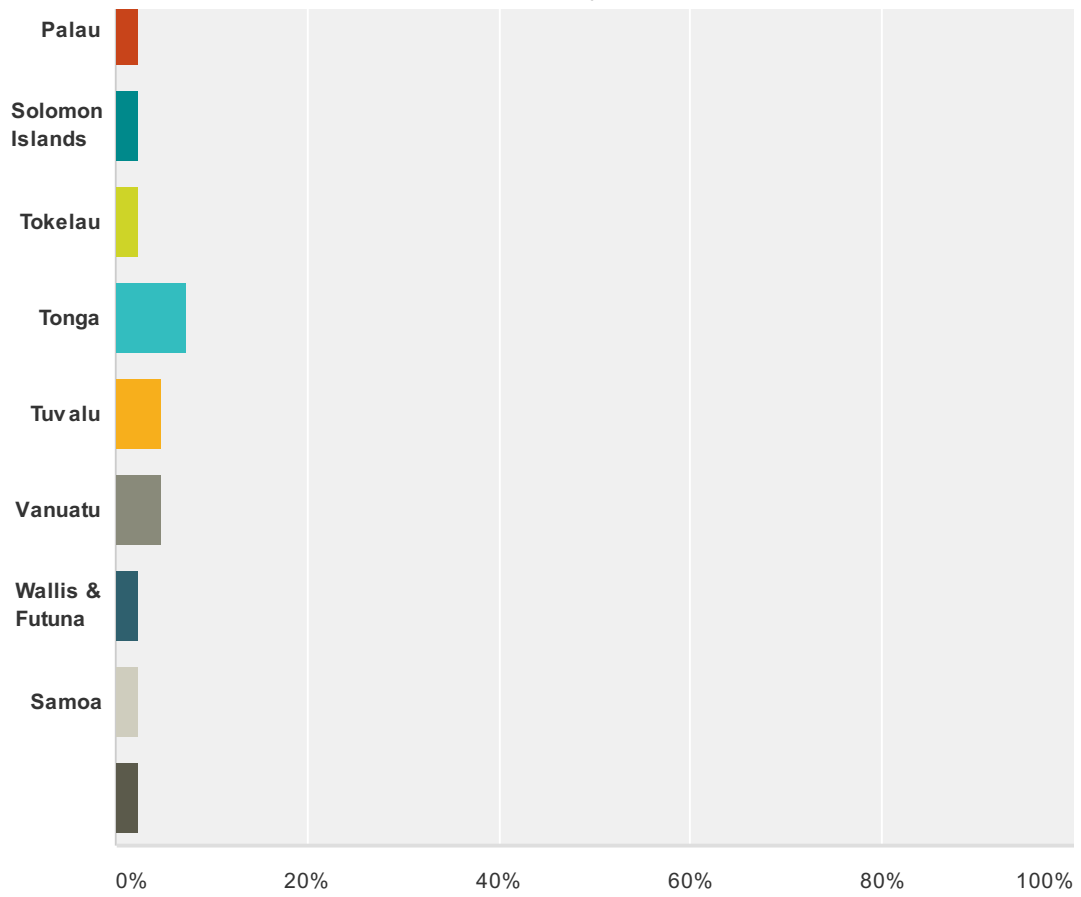


### Q1 What country or territory do you belong to? If two or more, please indicate

Answered: 41 Skipped: 0



# ICANN Oceania Survey 1 of 2014



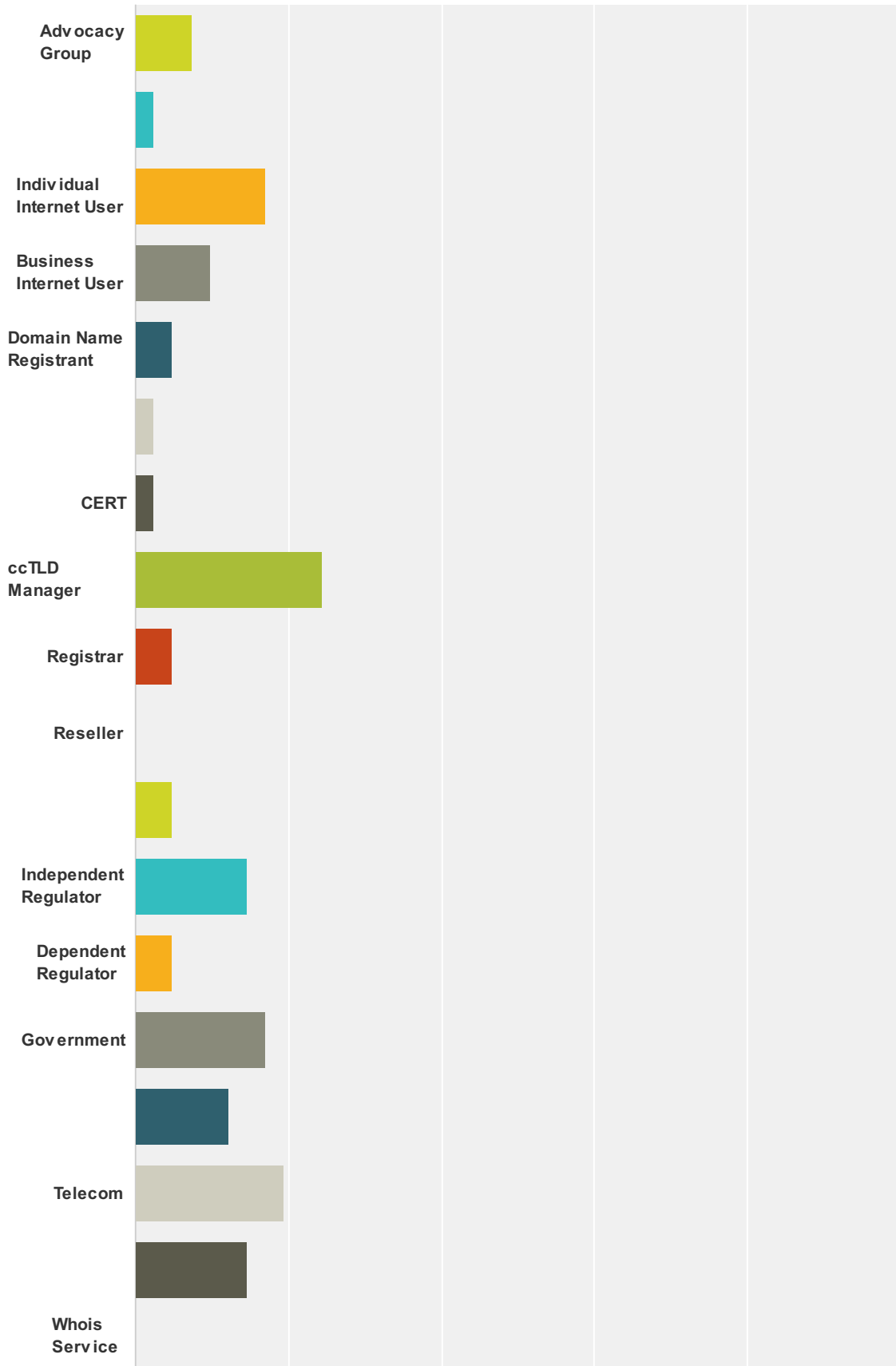
Answer Choices	Responses
American Samoa	2.44% 1
Australia	7.32% 3
Cocos Island	2.44% 1
Cook Islands	4.88% 2
Christmas Island	2.44% 1
Fiji	14.63% 6
Federated States of Micronesia	4.88% 2
Guam	2.44% 1
Kiribati	4.88% 2
Marshall Islands	4.88% 2
New Caledonia	4.88% 2
Norfolk Islands	2.44% 1
Nauru	4.88% 2
Niue	7.32% 3
New Zealand	12.20% 5
French Polynesia	2.44% 1

# ICANN Oceania Survey 1 of 2014

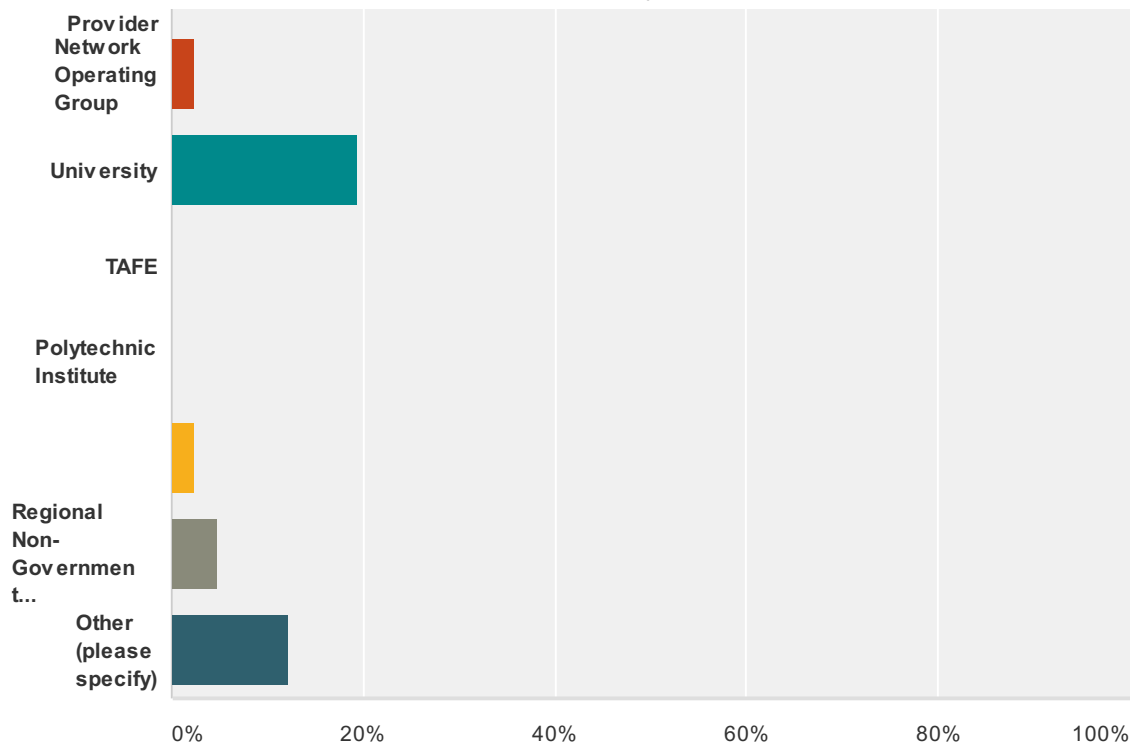
Papua New Guinea	41.46%	17
Pitcairn	4.88%	2
Palau	2.44%	1
Solomon Islands	2.44%	1
Tokelau	2.44%	1
Tonga	7.32%	3
Tuvalu	4.88%	2
Vanuatu	4.88%	2
Wallis & Futuna	2.44%	1
Samoa	2.44%	1
Other (please specify)	2.44%	1
<b>Total Respondents: 41</b>		

**Q2 Kindly indicate which best applies to you or your organization. If more than one please indicate**

Answered: 41 Skipped: 0



# ICANN Oceania Survey 1 of 2014



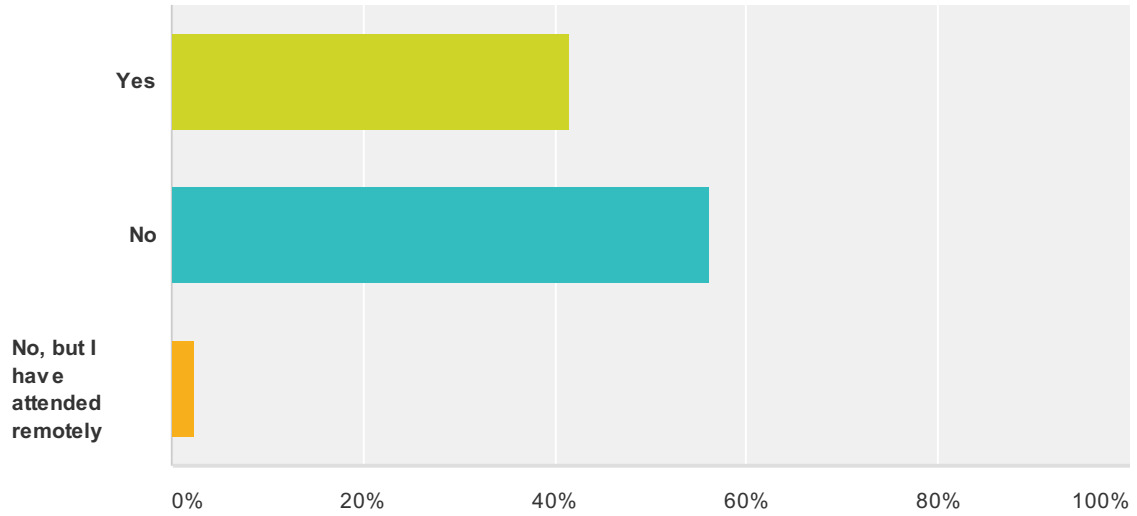
Answer Choices	Responses
Advocacy Group	7.32% 3
Non-University Educational Organization	2.44% 1
Individual Internet User	17.07% 7
Business Internet User	9.76% 4
Domain Name Registrant	4.88% 2
Regional Internet Registry	2.44% 1
CERT	2.44% 1
ccTLD Manager	24.39% 10
Registrar	4.88% 2
Reseller	0% 0
Root Server Operator/Supporter/	4.88% 2
Independent Regulator	14.63% 6
Dependent Regulator	4.88% 2
Government	17.07% 7
Internet Service Provider	12.20% 5
Telecom	19.51% 8
Network of ICT companies and organisations	14.63% 6
Whois Service Provider	0% 0
Network Operating Group	2.44% 1

## ICANN Oceania Survey 1 of 2014

University	19.51%	8
TAFE	0%	0
Polytechnic Institute	0%	0
Regional Inter Government Organisation	2.44%	1
Regional Non-Government Organisation	4.88%	2
Other (please specify)	12.20%	5
<b>Total Respondents: 41</b>		

### Q3 Have you physically attended any ICANN meeting?

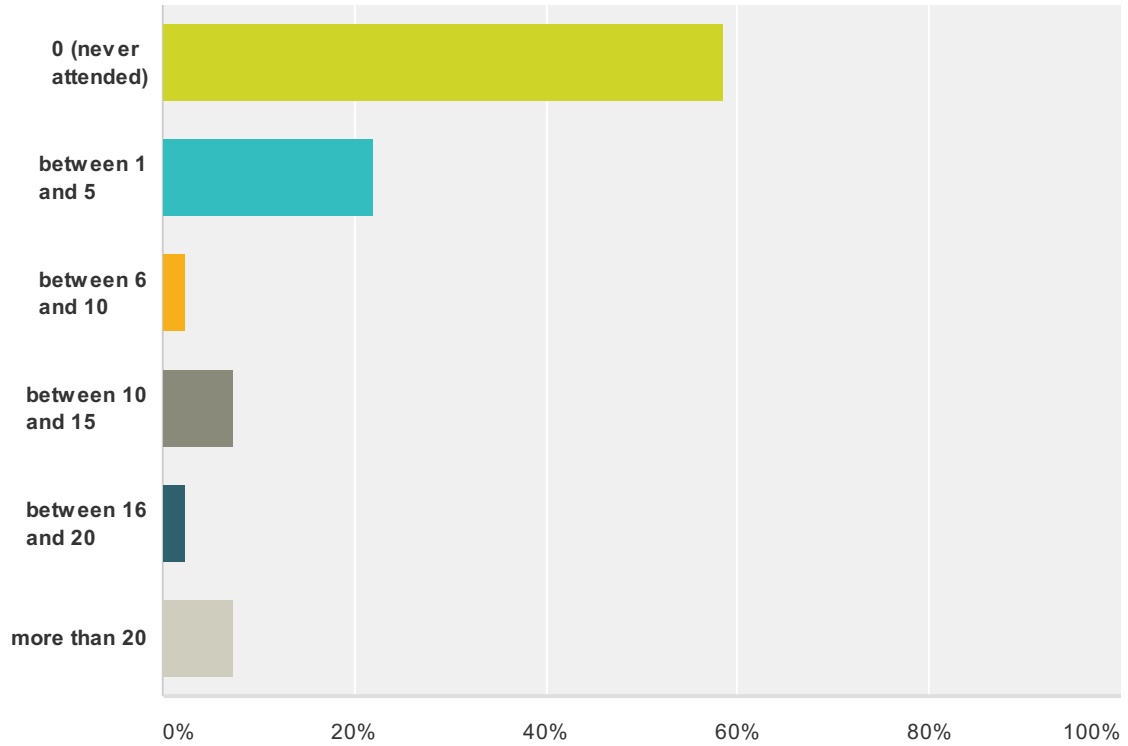
Answered: 41 Skipped: 0



Answer Choices	Responses
Yes	41.46% 17
No	56.10% 23
No, but I have attended remotely	2.44% 1
<b>Total</b>	<b>41</b>

### Q4 How many ICANN meetings have you attended?

Answered: 41 Skipped: 0

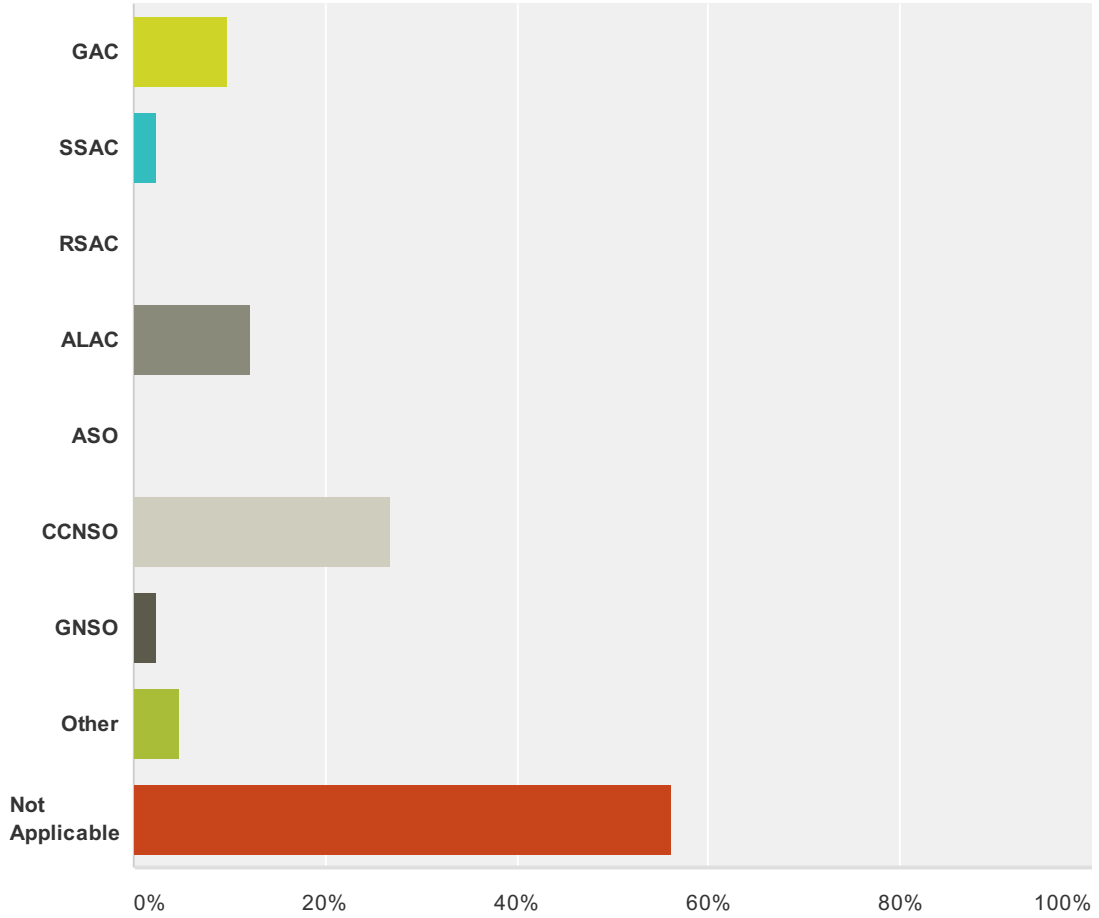


Answer Choices	Responses
0 (never attended)	58.54% 24
between 1 and 5	21.95% 9
between 6 and 10	2.44% 1
between 10 and 15	7.32% 3
between 16 and 20	2.44% 1
more than 20	7.32% 3
<b>Total</b>	<b>41</b>



**Q5 Which constituency do you spend most of your time when attending ICANN meetings? If more than one, please indicate.**

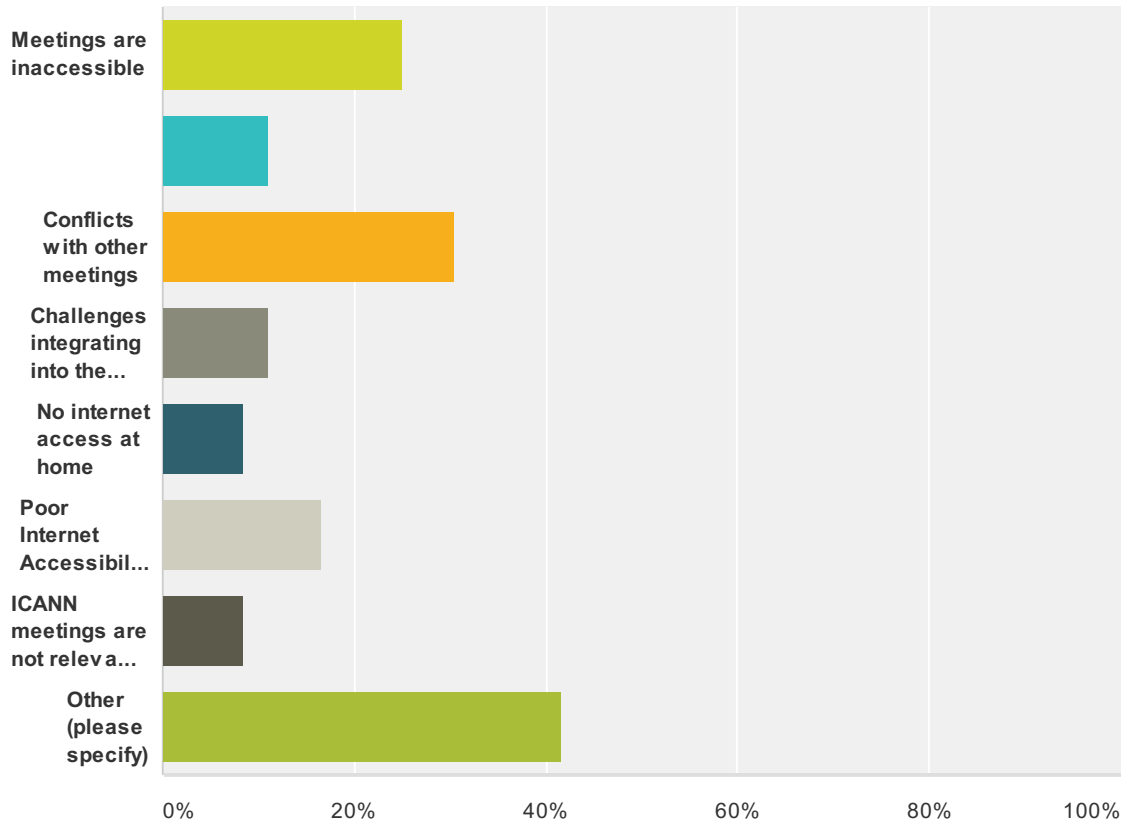
Answered: 41 Skipped: 0



Answer Choices	Responses
GAC	9.76% 4
SSAC	2.44% 1
RSAC	0% 0
ALAC	12.20% 5
ASO	0% 0
CCNSO	26.83% 11
GNSO	2.44% 1
Other	4.88% 2
Not Applicable	56.10% 23
<b>Total Respondents: 41</b>	

### Q6 What are barriers to your participation in the ICANN meetings?

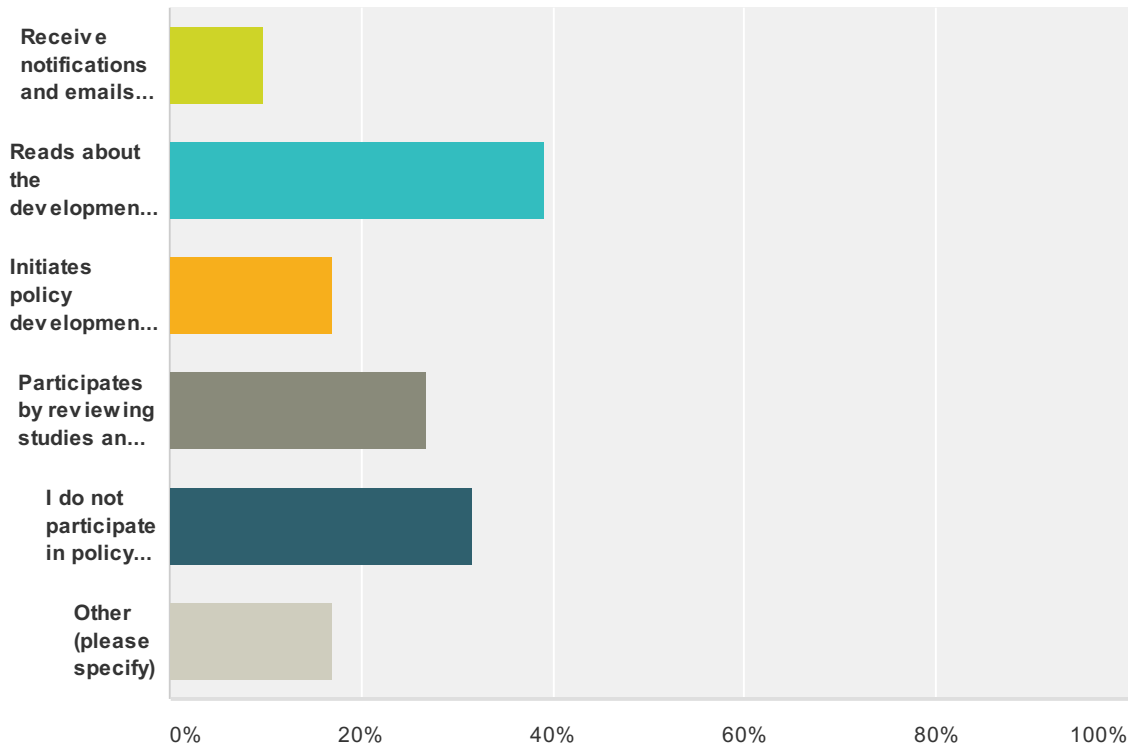
Answered: 36 Skipped: 5



Answer Choices	Responses
Meetings are inaccessible	25% 9
Policy Discussions and hard to follow	11.11% 4
Conflicts with other meetings	30.56% 11
Challenges integrating into the ICANN system	11.11% 4
No internet access at home	8.33% 3
Poor Internet Accessibility in country	16.67% 6
ICANN meetings are not relevant to work	8.33% 3
Other (please specify)	41.67% 15
<b>Total Respondents: 36</b>	

### Q7 How would you describe your participation in ICANN policy development processes?

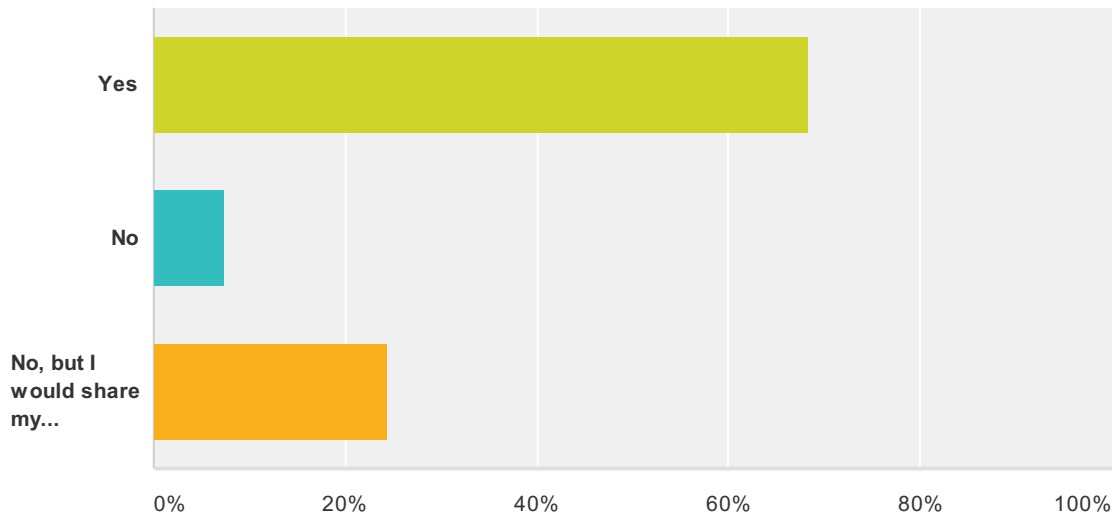
Answered: 41 Skipped: 0



Answer Choices	Responses
Receive notifications and emails concerning ICANN policy processes but don't read them	9.76% 4
Reads about the developments but don't make submissions	39.02% 16
Initiates policy development processes	17.07% 7
Participates by reviewing studies and making comments and observations	26.83% 11
I do not participate in policy development processes	31.71% 13
Other (please specify)	17.07% 7
<b>Total Respondents: 41</b>	

### Q8 Do you want to increase your participation in ICANN policy development processes?

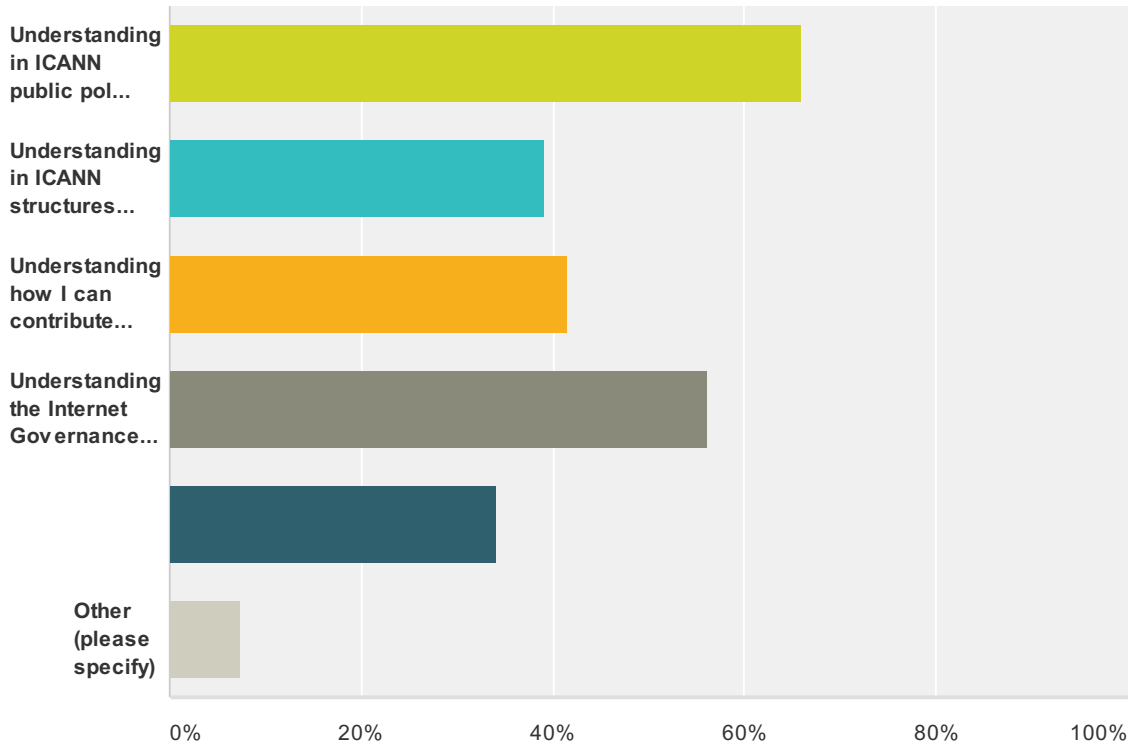
Answered: 41 Skipped: 0



Answer Choices	Responses	
Yes	68.29%	28
No	7.32%	3
No, but I would share my perspective on a survey.	24.39%	10
<b>Total</b>		<b>41</b>

### Q9 What areas would you like to develop?

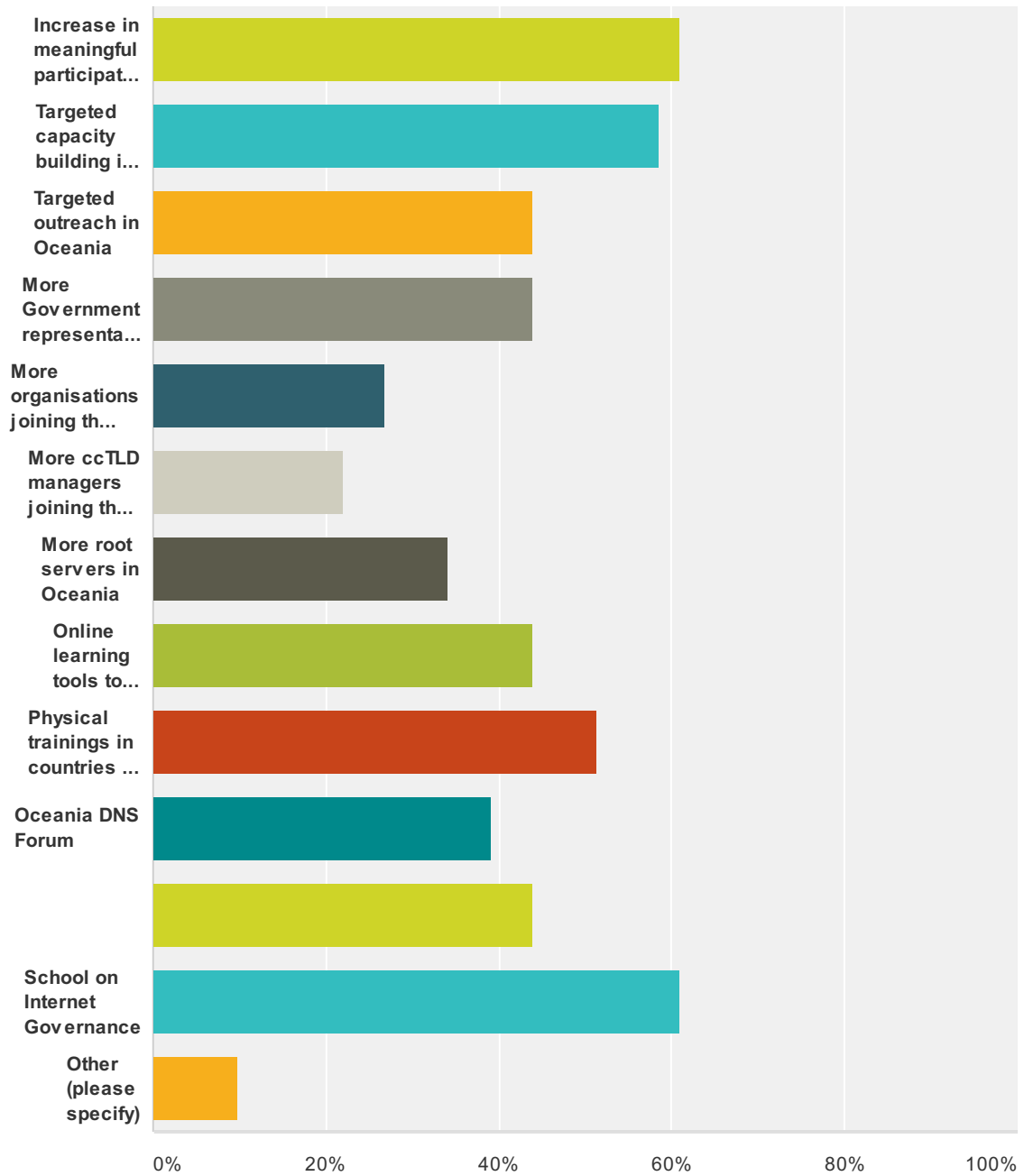
Answered: 41 Skipped: 0



Answer Choices	Responses
Understanding in ICANN public policy issues	65.85% 27
Understanding in ICANN structures and procedures	39.02% 16
Understanding how I can contribute to the ICANN ecosystem	41.46% 17
Understanding the Internet Governance ecosystem	56.10% 23
Learning how to manage Top Level Domains	34.15% 14
Other (please specify)	7.32% 3
<b>Total Respondents: 41</b>	

### Q10 Identify what you would like to see in Oceania

Answered: 41 Skipped: 0



Answer Choices	Responses
Increase in meaningful participation from all countries and territories	60.98% 25
Targeted capacity building in Oceania	58.54% 24
Targeted outreach in Oceania	43.90% 18
More Government representatives to the GAC from Oceania	43.90% 18
More organisations joining the At Large	26.83% 11

## ICANN Oceania Survey 1 of 2014

More ccTLD managers joining the ccNSO	<b>21.95%</b>	9
More root servers in Oceania	<b>34.15%</b>	14
Online learning tools to facilitate training	<b>43.90%</b>	18
Physical trainings in countries and territories	<b>51.22%</b>	21
Oceania DNS Forum	<b>39.02%</b>	16
Cyber Security Forum	<b>43.90%</b>	18
School on Internet Governance	<b>60.98%</b>	25
Other (please specify)	<b>9.76%</b>	4
<b>Total Respondents: 41</b>		

## Q11 Additional Comments or Suggestions

Answered: 10 Skipped: 31