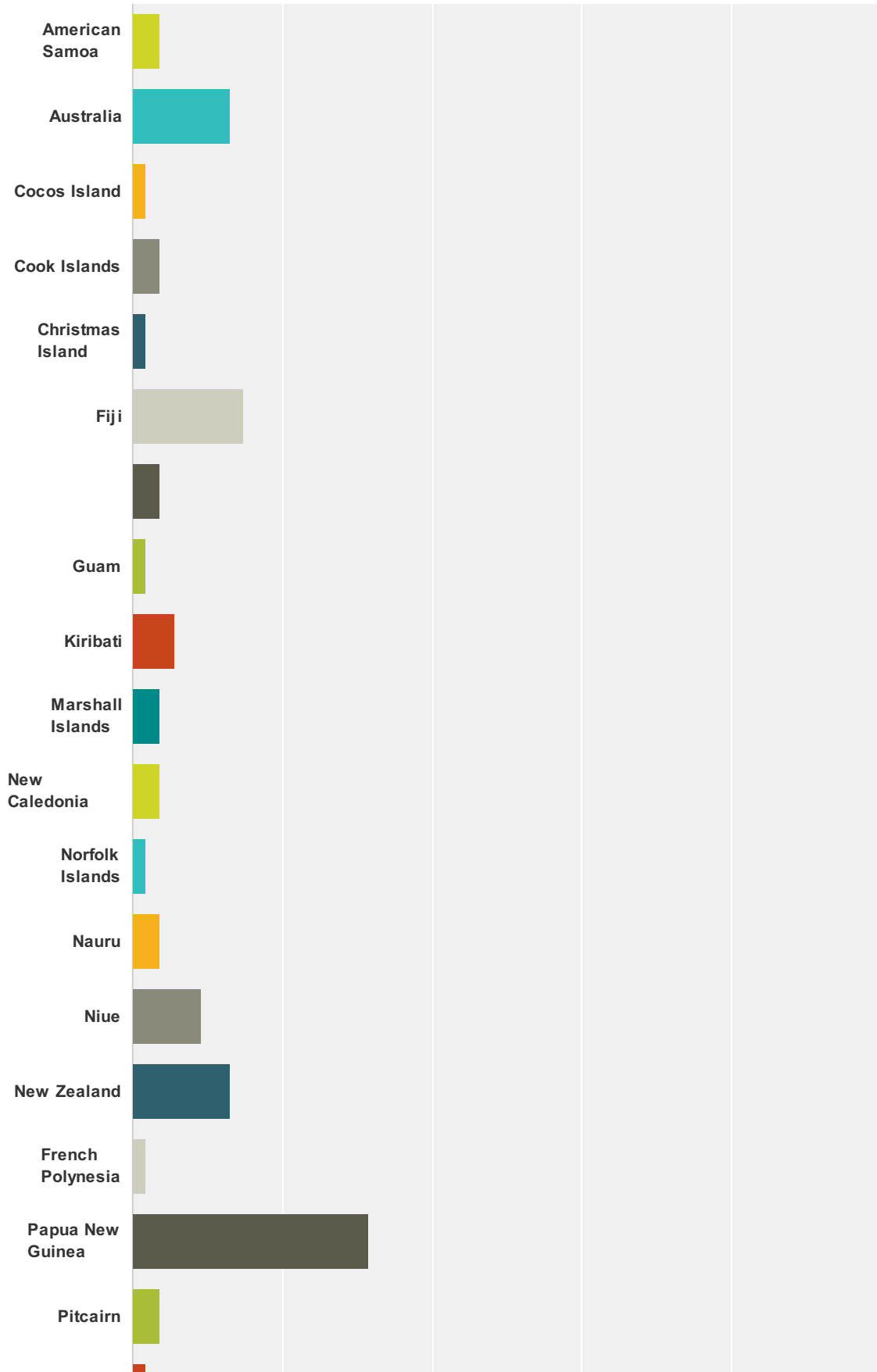
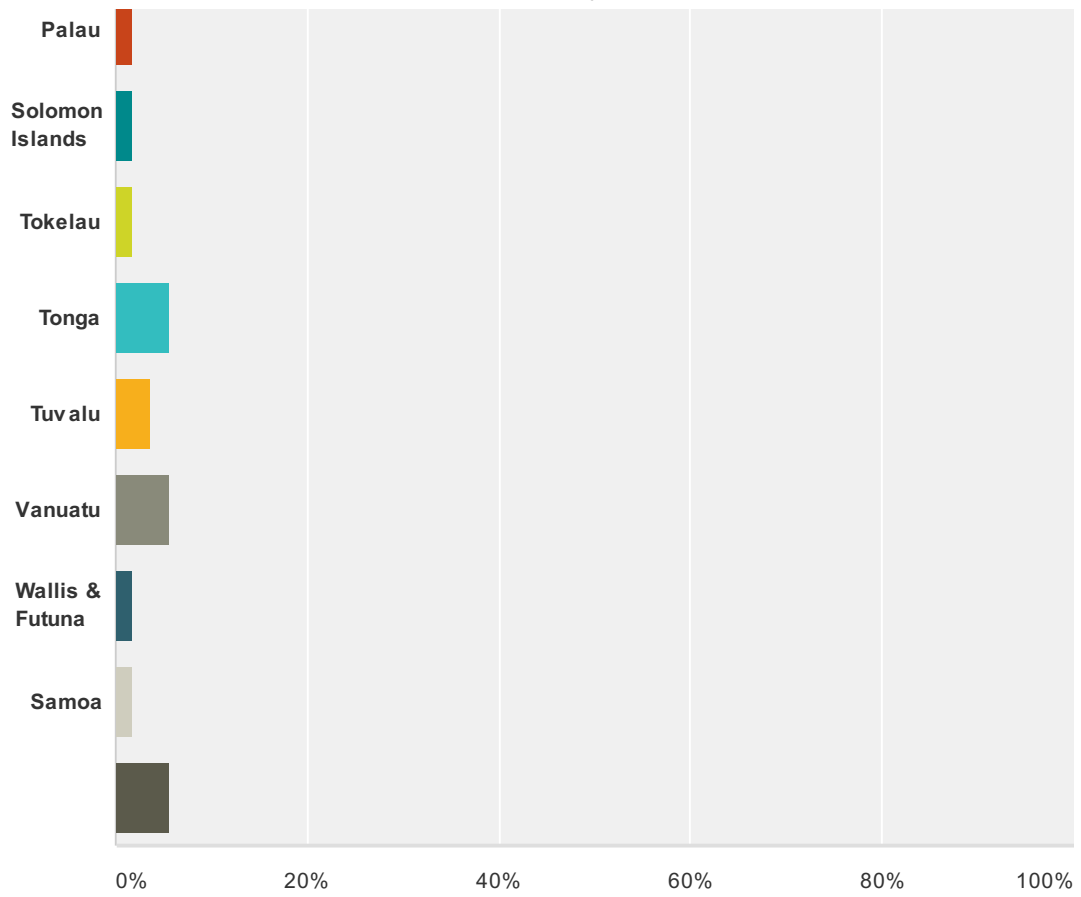


Q1 What country or territory do you belong to? If two or more, please indicate

Answered: 54 Skipped: 0



ICANN Oceania Survey 1 of 2014



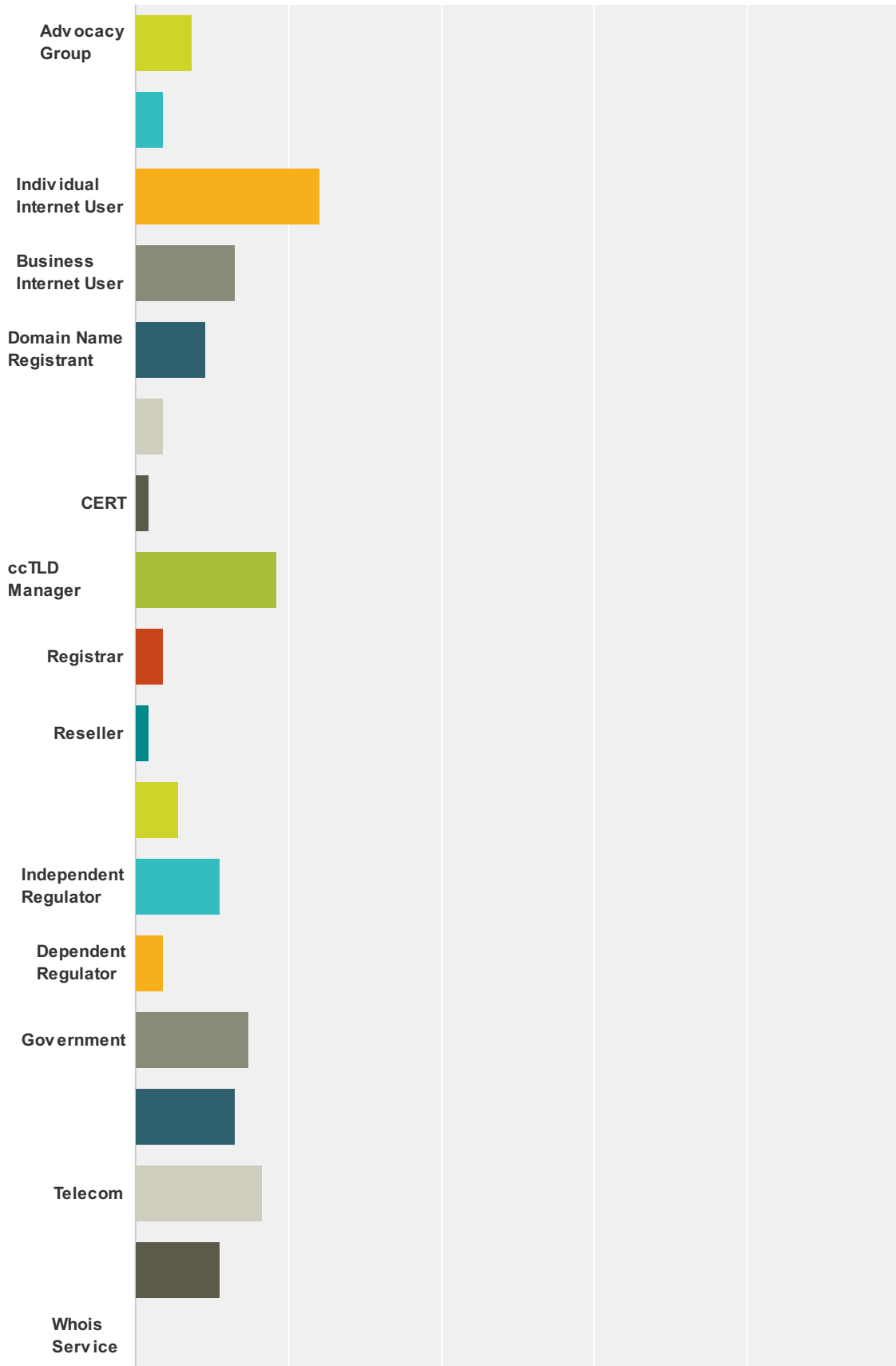
Answer Choices	Responses
American Samoa	3.70% 2
Australia	12.96% 7
Cocos Island	1.85% 1
Cook Islands	3.70% 2
Christmas Island	1.85% 1
Fiji	14.81% 8
Federated States of Micronesia	3.70% 2
Guam	1.85% 1
Kiribati	5.56% 3
Marshall Islands	3.70% 2
New Caledonia	3.70% 2
Norfolk Islands	1.85% 1
Nauru	3.70% 2
Niue	9.26% 5
New Zealand	12.96% 7
French Polynesia	1.85% 1

ICANN Oceania Survey 1 of 2014

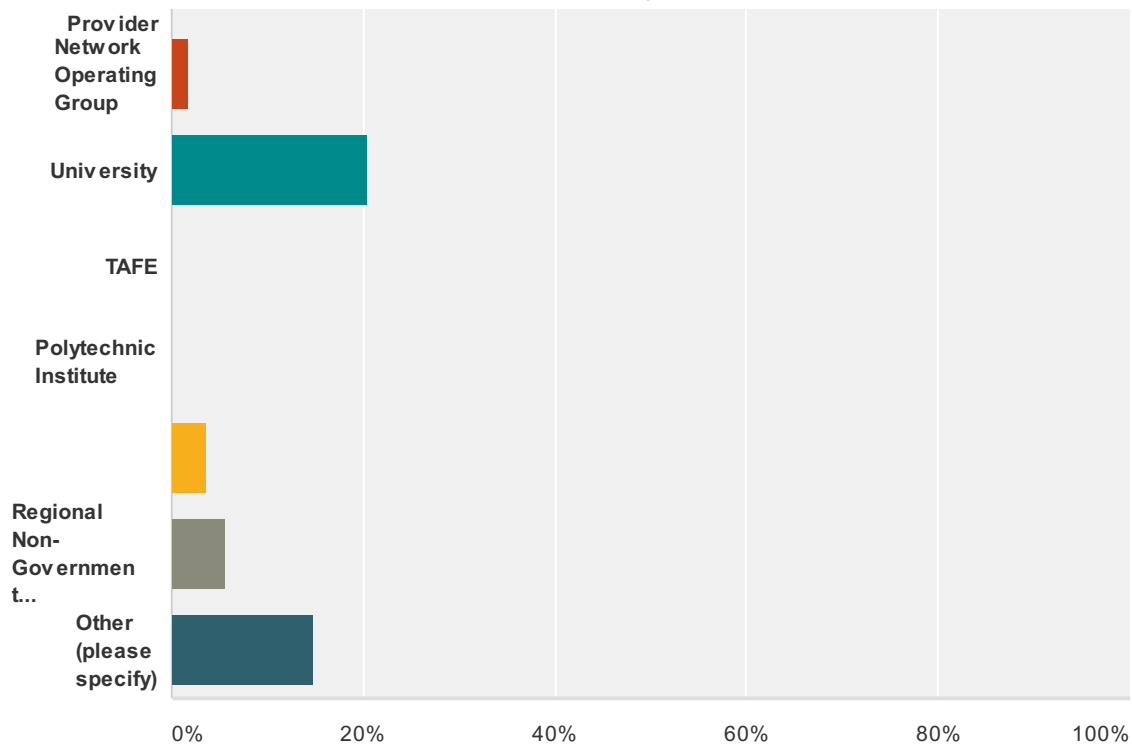
Papua New Guinea	31.48%	17
Pitcairn	3.70%	2
Palau	1.85%	1
Solomon Islands	1.85%	1
Tokelau	1.85%	1
Tonga	5.56%	3
Tuvalu	3.70%	2
Vanuatu	5.56%	3
Wallis & Futuna	1.85%	1
Samoa	1.85%	1
Other (please specify)	5.56%	3
Total Respondents: 54		

Q2 Kindly indicate which best applies to you or your organization. If more than one please indicate

Answered: 54 Skipped: 0



ICANN Oceania Survey 1 of 2014



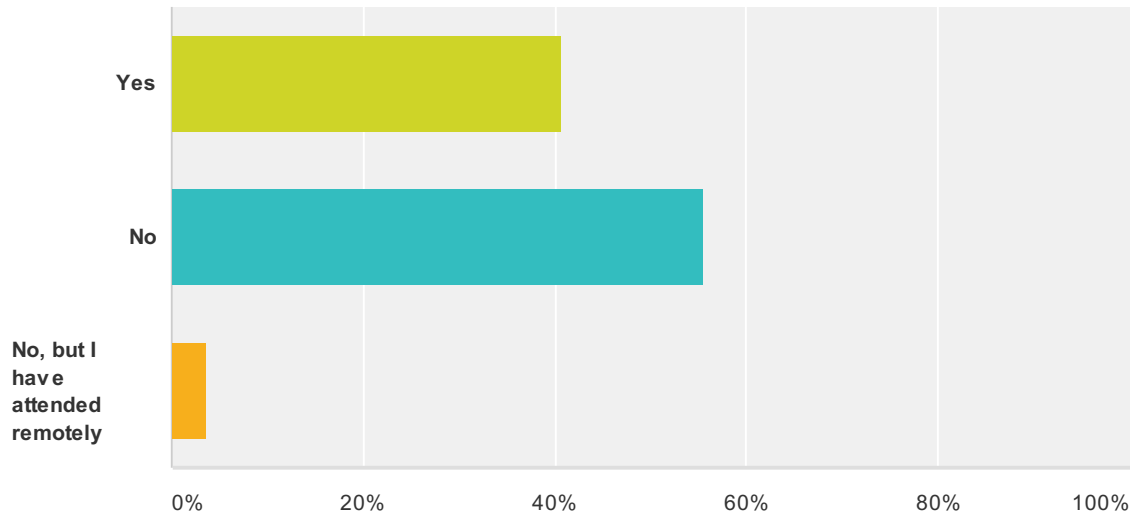
Answer Choices	Responses
Advocacy Group	7.41% 4
Non-University Educational Organization	3.70% 2
Individual Internet User	24.07% 13
Business Internet User	12.96% 7
Domain Name Registrant	9.26% 5
Regional Internet Registry	3.70% 2
CERT	1.85% 1
ccTLD Manager	18.52% 10
Registrar	3.70% 2
Reseller	1.85% 1
Root Server Operator/Supporter/	5.56% 3
Independent Regulator	11.11% 6
Dependent Regulator	3.70% 2
Government	14.81% 8
Internet Service Provider	12.96% 7
Telecom	16.67% 9
Network of ICT companies and organisations	11.11% 6
Whois Service Provider	0% 0
Network Operating Group	1.85% 1

ICANN Oceania Survey 1 of 2014

University	20.37%	11
TAFE	0%	0
Polytechnic Institute	0%	0
Regional Inter Government Organisation	3.70%	2
Regional Non-Government Organisation	5.56%	3
Other (please specify)	14.81%	8
Total Respondents: 54		

Q3 Have you physically attended any ICANN meeting?

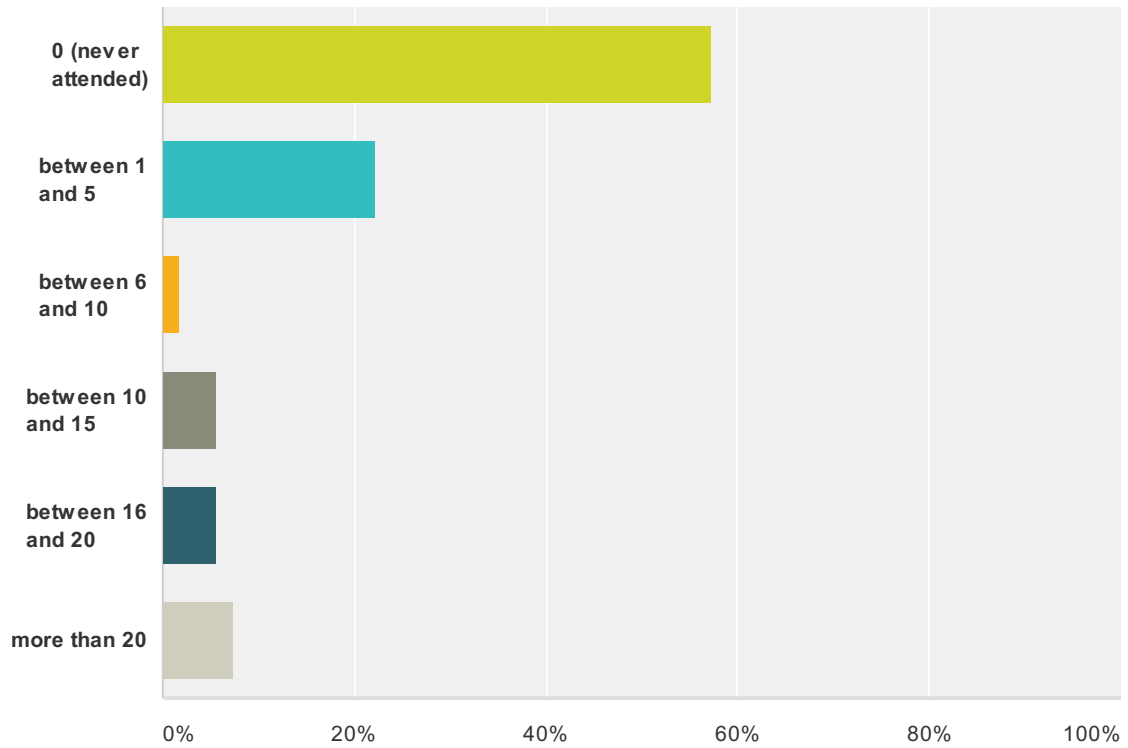
Answered: 54 Skipped: 0



Answer Choices	Responses
Yes	40.74% 22
No	55.56% 30
No, but I have attended remotely	3.70% 2
Total	54

Q4 How many ICANN meetings have you attended?

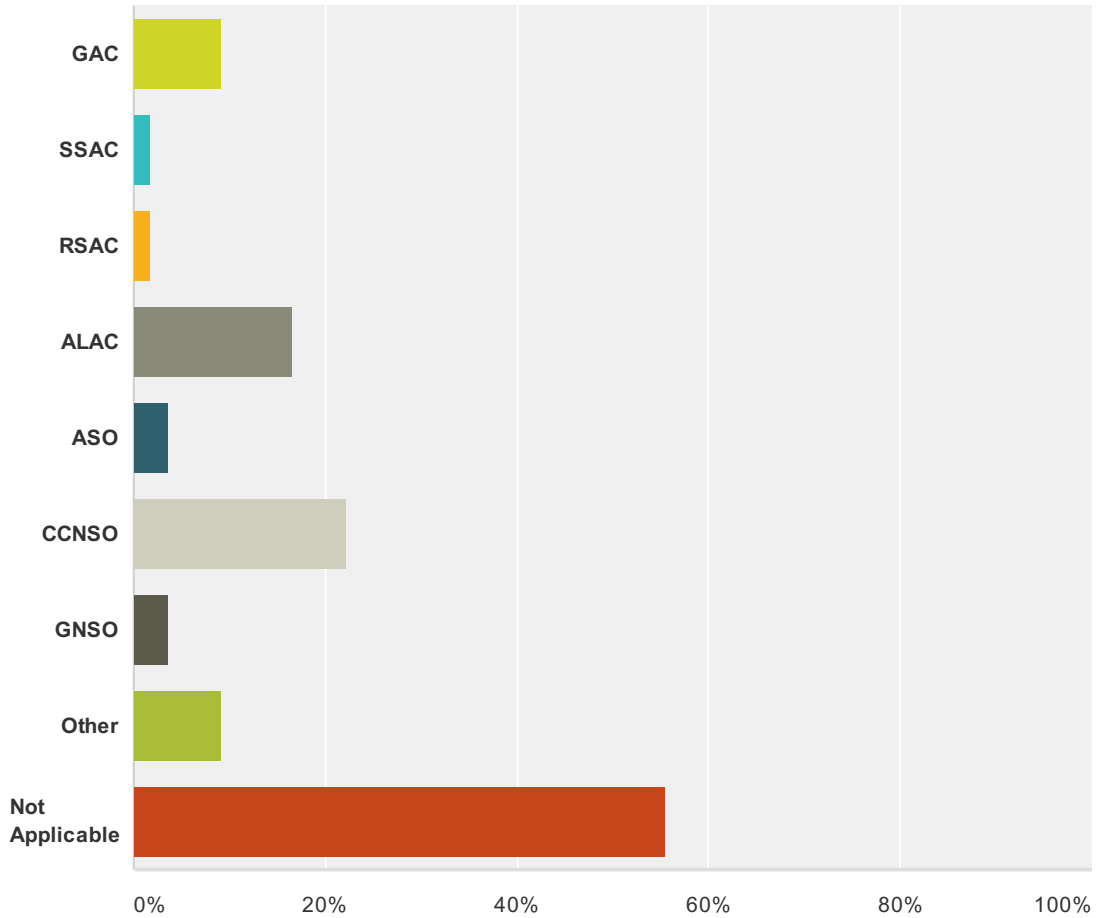
Answered: 54 Skipped: 0



Answer Choices	Responses
0 (never attended)	57.41% 31
between 1 and 5	22.22% 12
between 6 and 10	1.85% 1
between 10 and 15	5.56% 3
between 16 and 20	5.56% 3
more than 20	7.41% 4
Total	54

Q5 Which constituency do you spend most of your time when attending ICANN meetings? If more than one, please indicate.

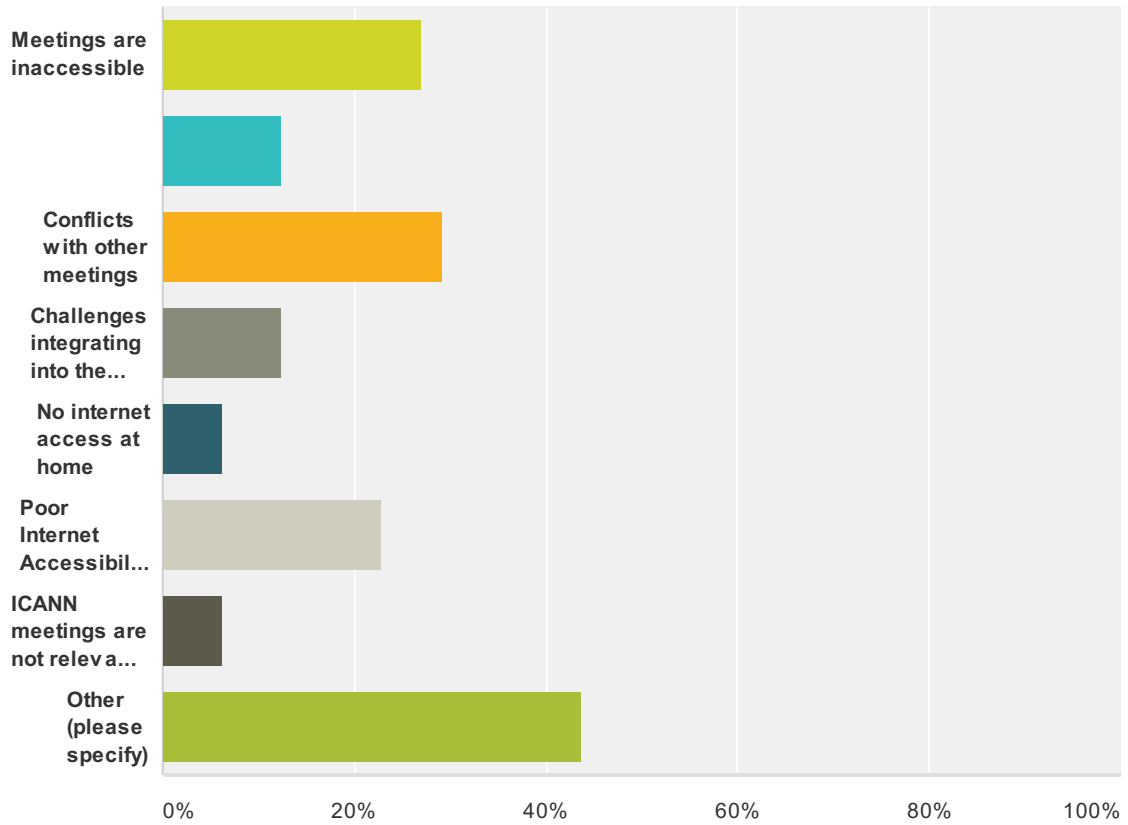
Answered: 54 Skipped: 0



Answer Choices	Responses
GAC	9.26% 5
SSAC	1.85% 1
RSAC	1.85% 1
ALAC	16.67% 9
ASO	3.70% 2
CCNSO	22.22% 12
GNSO	3.70% 2
Other	9.26% 5
Not Applicable	55.56% 30
Total Respondents: 54	

Q6 What are barriers to your participation in the ICANN meetings?

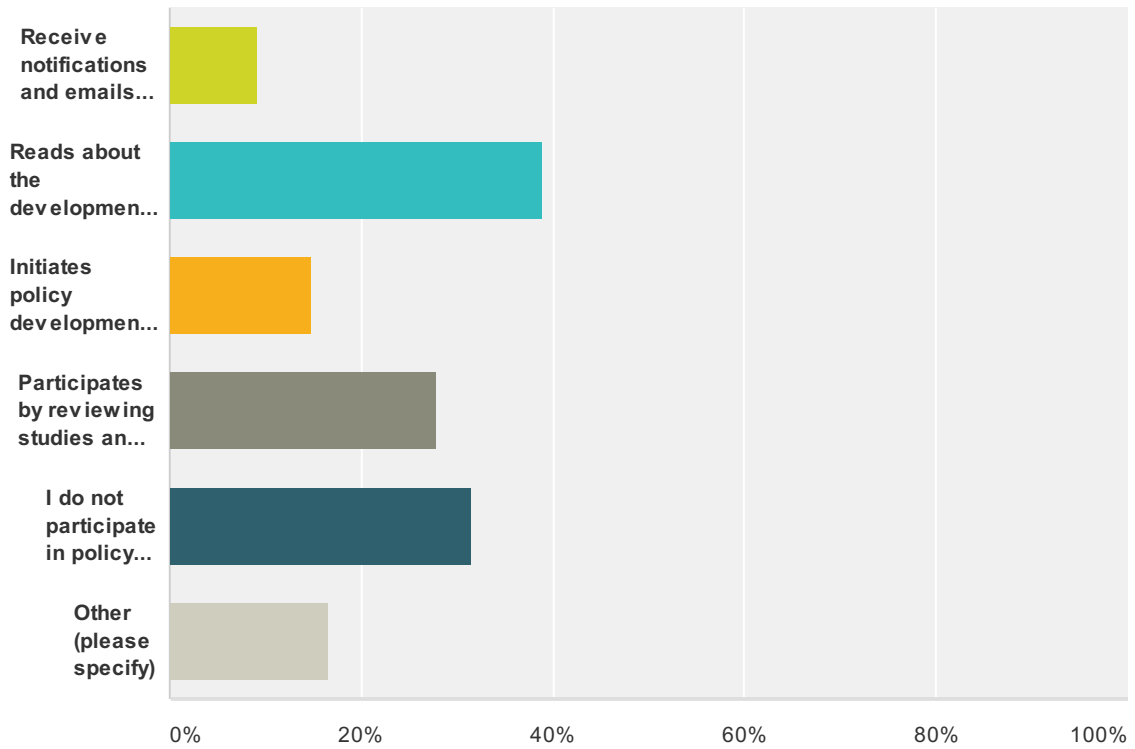
Answered: 48 Skipped: 6



Answer Choices	Responses	Count
Meetings are inaccessible	27.08%	13
Policy Discussions and hard to follow	12.50%	6
Conflicts with other meetings	29.17%	14
Challenges integrating into the ICANN system	12.50%	6
No internet access at home	6.25%	3
Poor Internet Accessibility in country	22.92%	11
ICANN meetings are not relevant to work	6.25%	3
Other (please specify)	43.75%	21
Total Respondents: 48		

Q7 How would you describe your participation in ICANN policy development processes?

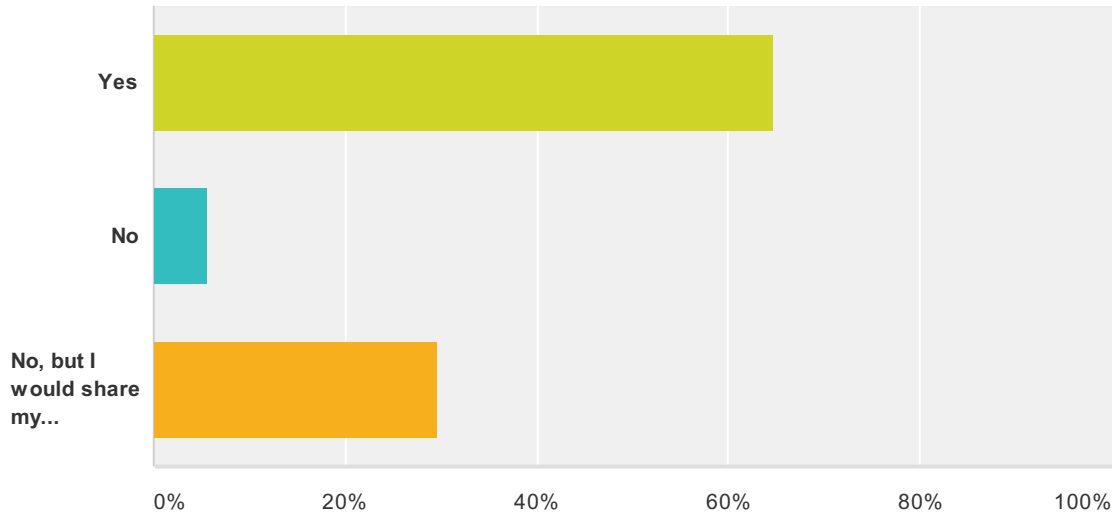
Answered: 54 Skipped: 0



Answer Choices	Responses
Receive notifications and emails concerning ICANN policy processes but don't read them	9.26% 5
Reads about the developments but don't make submissions	38.89% 21
Initiates policy development processes	14.81% 8
Participates by reviewing studies and making comments and observations	27.78% 15
I do not participate in policy development processes	31.48% 17
Other (please specify)	16.67% 9
Total Respondents: 54	

Q8 Do you want to increase your participation in ICANN policy development processes?

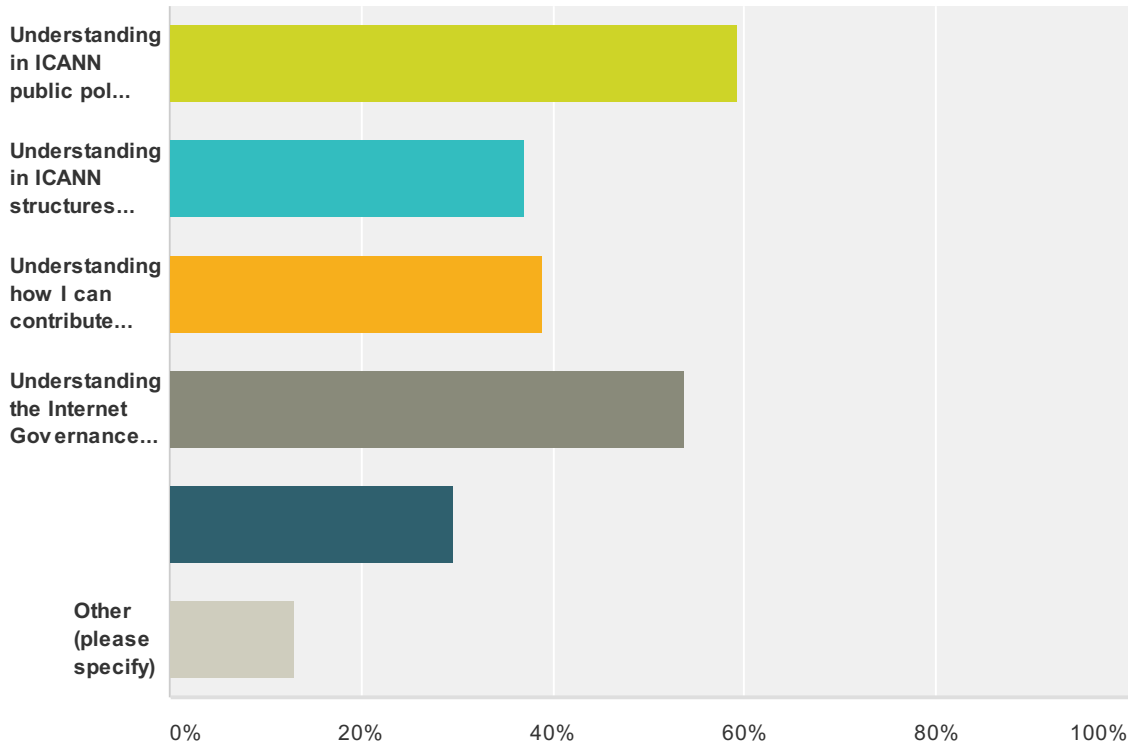
Answered: 54 Skipped: 0



Answer Choices	Responses	
Yes	64.81%	35
No	5.56%	3
No, but I would share my perspective on a survey.	29.63%	16
Total		54

Q9 What areas would you like to develop?

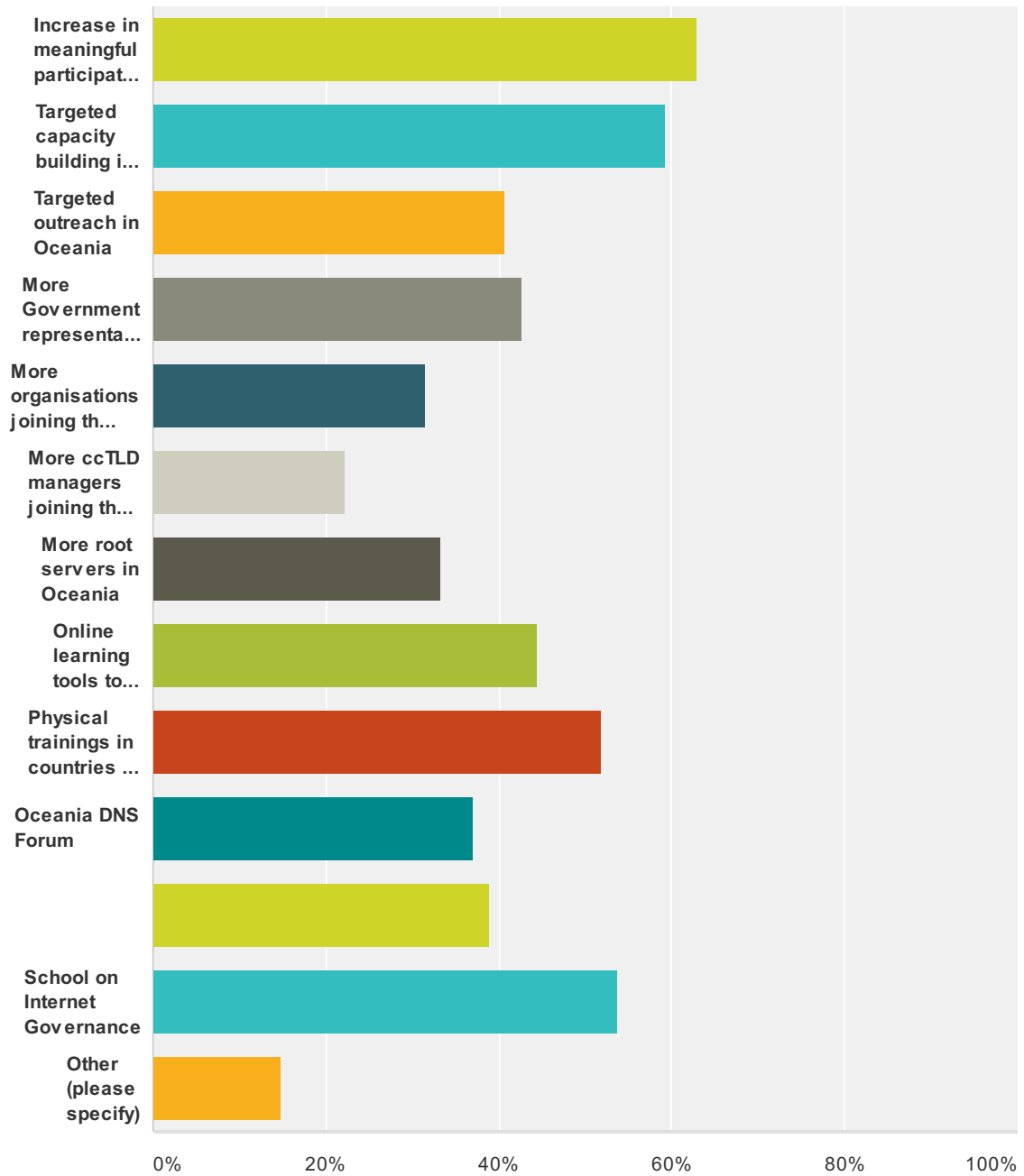
Answered: 54 Skipped: 0



Answer Choices	Responses
Understanding in ICANN public policy issues	59.26% 32
Understanding in ICANN structures and procedures	37.04% 20
Understanding how I can contribute to the ICANN ecosystem	38.89% 21
Understanding the Internet Governance ecosystem	53.70% 29
Learning how to manage Top Level Domains	29.63% 16
Other (please specify)	12.96% 7
Total Respondents: 54	

Q10 Identify what you would like to see in Oceania

Answered: 54 Skipped: 0



Answer Choices	Responses
Increase in meaningful participation from all countries and territories	62.96% 34
Targeted capacity building in Oceania	59.26% 32
Targeted outreach in Oceania	40.74% 22
More Government representatives to the GAC from Oceania	42.59% 23
More organisations joining the At Large	31.48% 17

ICANN Oceania Survey 1 of 2014

More ccTLD managers joining the ccNSO	22.22%	12
More root servers in Oceania	33.33%	18
Online learning tools to facilitate training	44.44%	24
Physical trainings in countries and territories	51.85%	28
Oceania DNS Forum	37.04%	20
Cyber Security Forum	38.89%	21
School on Internet Governance	53.70%	29
Other (please specify)	14.81%	8
Total Respondents: 54		

Q11 Additional Comments or Suggestions

Answered: 15 Skipped: 39